



Optimizing the Assembly Process with Light-Curable Adhesives

Today's challenging economic conditions require manufacturers to continually seek ways to reduce costs without sacrificing product quality. Optimizing assembly process efficiency and minimizing material consumption are viable pathways to significant reductions in assembly manufacturing expense. In assembly operations that use adhesives for bonding and joining, light-curable materials offer significant advantages over traditional two-part slow-cure adhesives, thermally-cured adhesives, and solvent-based adhesive systems, while helping manufacturers increase productivity and reduce waste.

Determining the Ideal Performance Criteria

Selecting the right adhesive to meet the performance, production, and environmental demands for an application can be a daunting process. Many factors must be considered before choosing a bonding or sealing method. Despite this, the decision-making process can be simplified by knowing the right questions to ask.

Establishing the application requirements for the adhesive or sealant and identifying the ideal performance criteria provide the foundation for the selection process. The major requirements and ideal performance criteria for materials used in the bonding of plastic, glass, metal, or other substrates are listed below:

Bond Line Integrity

Exceeds strength of substrates

Integrity of Seals

Gap fill for range of part tolerances

Environmentally Friendly

Solvent free

Lowest Assembly Costs

Increase production rates and productivity

Workplace Safety

No OSHA or EPA impact

High Assembly Yields


100% in-line bond or seal QC inspection

Advantages of Light-Curable Materials

Light-curable materials can enable numerous assembly process improvements in the areas of throughput, quality, durability, labor costs, and improved work safety.

| | |
|--|---|
| Enhancing Productivity | <ul style="list-style-type: none">• Fast curing and the ability to automate |
| Enhancing Quality | <ul style="list-style-type: none">• Toughness, durability and structural integrity of bonds, pottings, sealants, and protective coatings• Joints which are filled, strengthened, and reinforced• Immediate, in-line inspection• Formulations matched to specific performance needs |
| Bondline Durability | <ul style="list-style-type: none">• Aerobic adhesive resistance to thermal and mechanical shock and excellent moisture resistance |
| Customized Curing | <ul style="list-style-type: none">• "Instant cure" property, but only "on-demand" when exposed to light |
| Profitability | <ul style="list-style-type: none">• Lower per unit labor cost• Smaller footprint of light-cure process• Compatible with J.I.T. and production flexibility requirements• Improved quality that reduces opportunity for returns for defects• 1-part formulations that reduce waste and disposal costs |
| Worker Safety & Regulatory Compliance | <ul style="list-style-type: none">• 100% reactive formulations• Absence of solvents, volatiles, Materials of Concern |

Material cost savings can also be achieved with light-curable adhesives. Consider a two-component, urethane adhesive which has a \$ per lb. material price less than that of a one-component, light-curable acrylic. The expected material cost benefit of the lower-priced, 2-part system vanishes in a side-by-side study which reveals higher 2-part material usage due to purging, improper mixing, and general waste in the mixing system.





Light-curable materials are a fit for applications in many industries including:

- Medical
- Automotive
- Aerospace
- Consumer Electronics
- Appliance
- And More

Adhesive Selection Considerations

Selecting the best adhesive for a specific appliance assembly operation should consider several important factors.

Chemistry

When bonding engineered plastics (i.e. polycarbonate, acrylic, urethane, ABS, nylon) to other substrates, there are several adhesive chemistry options. These include light-curable acrylated urethanes, cyanoacrylates, 1- or 2-part urethanes, and even a few hybrid adhesive options such as thermal/light-curable adhesives or hybrid light-curable silicone systems. Bonding to silicones is often best accomplished with silicone adhesives, but under the right conditions, bonding to silicone elastomers can be done with urethanes.

Viscosity & Thixotropy

Viscosity is the measure of a fluid's resistance to flow. The lower a fluid's viscosity, the greater its ability or tendency to flow or spread over a surface or bond joint. As a point of reference in evaluating viscosity of an adhesive, water has a viscosity of 1 cP and honey has a viscosity of 10,000 cP. Some viscosities will lend themselves better to certain applications. For instance, when potting or filling a groove molded into plastic, a low-to-medium viscosity fluid would be required as a low viscosity material will self-level and fill the groove without voids or air bubbles.

An additional property for consideration is thixotropy. Thixotropic materials flow easily when placed under shear (e.g., during dispensing), but exhibit a higher viscosity when the shear force is removed (dispensing stops). For example, ketchup, which has viscosity around 10,000 cP and is thixotropic, flows easily when dispensed, but stays in-place on top of the hot dog. The thixotropic index (recovery) of a material is a helpful value.

Typically materials with values of 2.0 to 3.5 are very thick or gel-like and materials with values of 1.5 to 2.0 tend to slump. A thixotropic material would be an ideal candidate to create a gasket bead profile on an unrestricted, open surface. This bead (which will act as a moisture, sound, or chemical barrier) must be easily dispensed and maintain its profile prior to cure without the assistance of the assembly structure.

Adhesion

Once the adhesive chemistry is selected, an individual product within that adhesive class should be chosen based on its adhesion to various substrates. The test criteria are defined by the specific performance expectations of the adhesive, based on the design of the components. Lap-shear testing or peel-force testing is common, as well as pressurization to burst or leak testing. Accelerated aging tests criteria will depend on the expected storage and in-use conditions expected over the life of the device. Attempting to "accelerate the accelerated aging test" by employing even more aggressive conditions should be avoided. Conducting the test at too high a temperature may inaccurately characterize the adhesive by creating additional cross-linking within the adhesive, which in turn will cause a reduction in elongation properties.

Ease of Processing

If multiple adhesive choices still remain, evaluate the adhesive based on its ease of processing. 1-part adhesives require a simple dispensing system versus a metered mix system for 2-part adhesives. Additionally, 1-part systems usually do not require dispensing system purging or have issues with pot life. The ability to dispense and cure where and when needed make 1-part acrylated urethanes ideal for many appliance assembly applications; requiring only that light (UV or visible) reach some portion of the bond line. A careful consideration of the level of automation required for the assembly operation (manual, semi-automated, or fully automated) is also important. Can the system be stopped or shut off easily, or is there a shut down that needs to be followed? Can the process be adjusted or qualified to handle lot-to-lot variation in viscosity or cure time?

Quality Enhancement

Product quality and reliability is of the utmost importance, making it critical to assure a strong, high quality adhesive bond. Some adhesives are formulated to fluoresce under a black light. This enables quality technicians to confirm that the adhesive covers the prescribed bond or seal area, and to detect any leaks, air bubbles, or voids. Fluorescing adhesive formulations are available in both blue and red fluorescing color versions. Red is particularly useful in providing the color contrast in situations where the surrounding plastics fluoresce blue.

In addition to fluorescing, some companies also offer adhesives with color-change technology. Color-change technology such as Dymax's See-Cure technology offers manufacturers an easy way to visually confirm adhesive placement and cure. Adhesives formulated with See-Cure technology are blue in color in the uncured state but transition to colorless once proper cure has been completed. Operators can easily see the color change with their eyes and need no special equipment.

Cost

The true in-use cost of an adhesive considers all aspects of the process including waste, downtime, start-up time, scheduled maintenance, tight quality specifications to minimize variability within the process, the number of workers required for a specific process, and scrap rate. Two adhesives may differ only slightly in their price per gram, yet one of these materials may deliver cost savings in process efficiencies making it the better cost.

Process Savings Opportunities with Light-Curable Materials

Cost savings in the assembly operation drop directly to the company's bottom line. These can be achieved in several areas, including materials, labor, quality, and inventory costs. Potential cost reductions in these opportunity areas can result in an average of 30% savings in overall process costs.

Material Costs

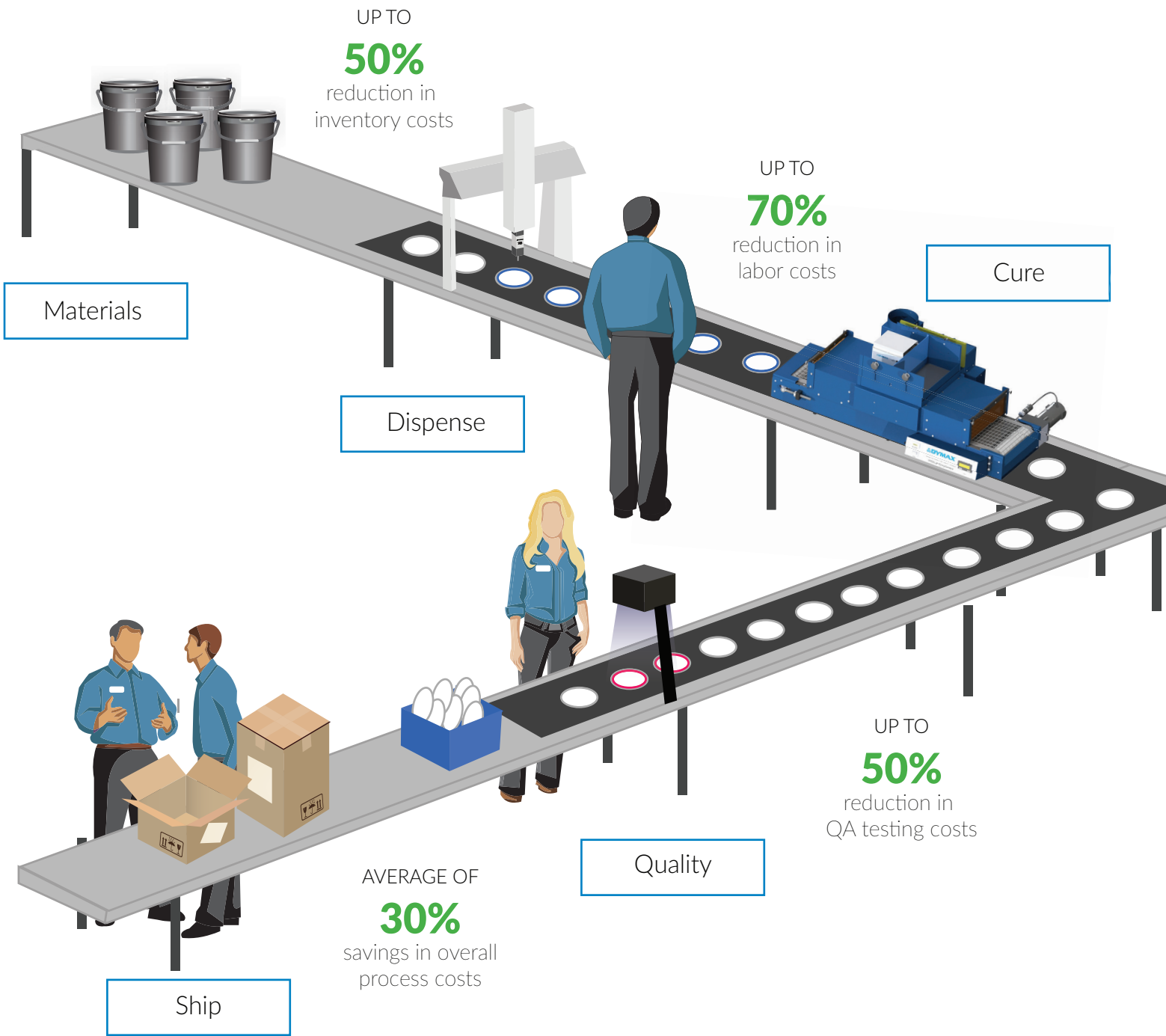
High-performance adhesives often cost more than commodity materials such as 2-part epoxies, thermally-cured adhesives, solvent-based adhesives, or 1-part moisture-cure silicones. Since light-curable materials are 1-part formulations, there is less material waste than 2-part systems. With 1-part chemistry adhesives, it is not necessary to purge the dispense system and dispose of the dispense tips or static mixing tips because of an incorrect mix ratio.

Inventory Costs

The inventory costs associated with assembly processes utilizing light-curable materials can be reduced by up to 50% over traditional adhesive chemistries. These reductions in inventory costs result from on-demand cure and instant QC testing which eliminates excess inventory of slow-curing commodity adhesives. Use of light-curable adhesive systems prevents costly waste due to improper mixing of two-component systems and can minimize adhesive waste by eliminating the need to purge during start up, shut down, and line-down scenarios.

Assembly Labor Costs

Light-curable materials reduce labor costs by eliminating the costs associated with stacking and racking parts of slow-curing adhesives. Light-curable materials cure on-demand, ensuring that the bonded appliance assembly is immediately ready for the next step in the process. Assembly labor costs can be reduced by up to 70% over 2-part epoxy systems, 2-part silicone systems, or 1-part silicone systems. Consider parts on racks awaiting their turn in a cure oven, cooling after the cure oven, or drying on racks for 3 to 7 days. The labor associated with racking and loading into cure ovens is eliminated with the use of light-curable materials. Unlike other adhesive products, there is no need to be concerned with environmental conditions such as high humidity adversely impacting your adhesive chemistry system.



UP TO
50%
reduction in
inventory costs

Materials

UP TO
70%
reduction in
labor costs

Dispense

Cure

UP TO
50%
reduction in
QA testing costs

Quality

AVERAGE OF
30%
savings in overall
process costs

Ship

QA Testing Costs

On-demand cure enables QA check of the bond-line immediately following the cure, eliminating the retrieval of defective parts. This immediate check minimizes scrap and work-in-process. The fluorescing of some adhesives allows for void or bubble detection. Manufacturers can then fix and repair, or scrap these parts before adding additional value to the part through down-stream operations. On a high-speed assembly production line, for instance, a high-speed camera can detect and confirm the post-cure presence of adhesive on the bond-line via the fluorescing of the adhesive under black light. Red fluorescing is particularly useful in providing the proper contrast in situations where the surrounding plastics also fluoresce blue. An innovative, recent advancement that even further assures joint quality is the introduction of See-Cure technology. A simple, post-cure visual inspection can determine completeness of adhesive cure. Light-curable materials can reduce QA testing costs up to 50% over traditional adhesive chemistries.

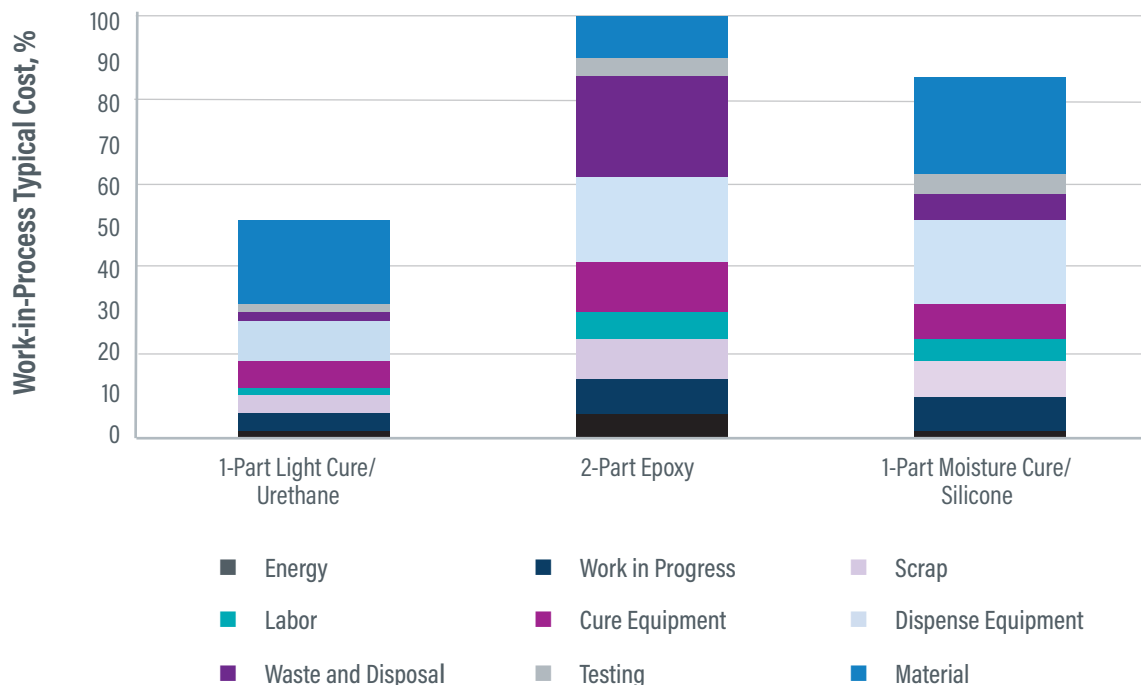
Floor Space Costs

Light-curable material assembly processes have a smaller footprint since racking, batch process ovens, and cooling racks are unnecessary. The light-curable material assembly process offers compatibility with JIT manufacturing or Kanban production lines. Floor space savings create the potential opportunity for production operation expansion and increases the value of products produced per square foot of floor space.

Conclusion

Light-curable materials offer numerous opportunities to increase productivity and reduce waste in assembly operations. Instant on-demand cure, automated in-line inspection, solvent-free formulations, and the smaller footprint of the light-cure process are just some of the benefits of light-curable materials that provide significant, positive impacts to the bottom line.

Comparative Assembly Costs





www.dymax.com

©2020 Dymax Corporation. All rights reserved. All trademarks in this guide, except where noted, are the property of, or used under license by, Dymax Corporation, U.S.A.

Technical data provided is of a general nature and is based on laboratory test conditions. Dymax does not warrant the data contained in this bulletin. Any warranty applicable to the product, its application and use, is strictly limited to that contained in Dymax's standard Conditions of Sale. Dymax does not assume responsibility for test or performance results obtained by users. It is the user's responsibility to determine the suitability for the product application and purposes and the suitability for use in the user's intended manufacturing apparatus and methods. The user should adopt such precautions and use guidelines as may be reasonably advisable or necessary for the protection of property and persons. Nothing in this bulletin shall act as a representation that the product use or application will not infringe a patent owned by someone other than Dymax or act as a grant of license under any Dymax Corporation Patent. Dymax recommends that each user adequately test its proposed use and application before actual repetitive use, using the data contained in this bulletin as a general guide.

WP003 7/2019